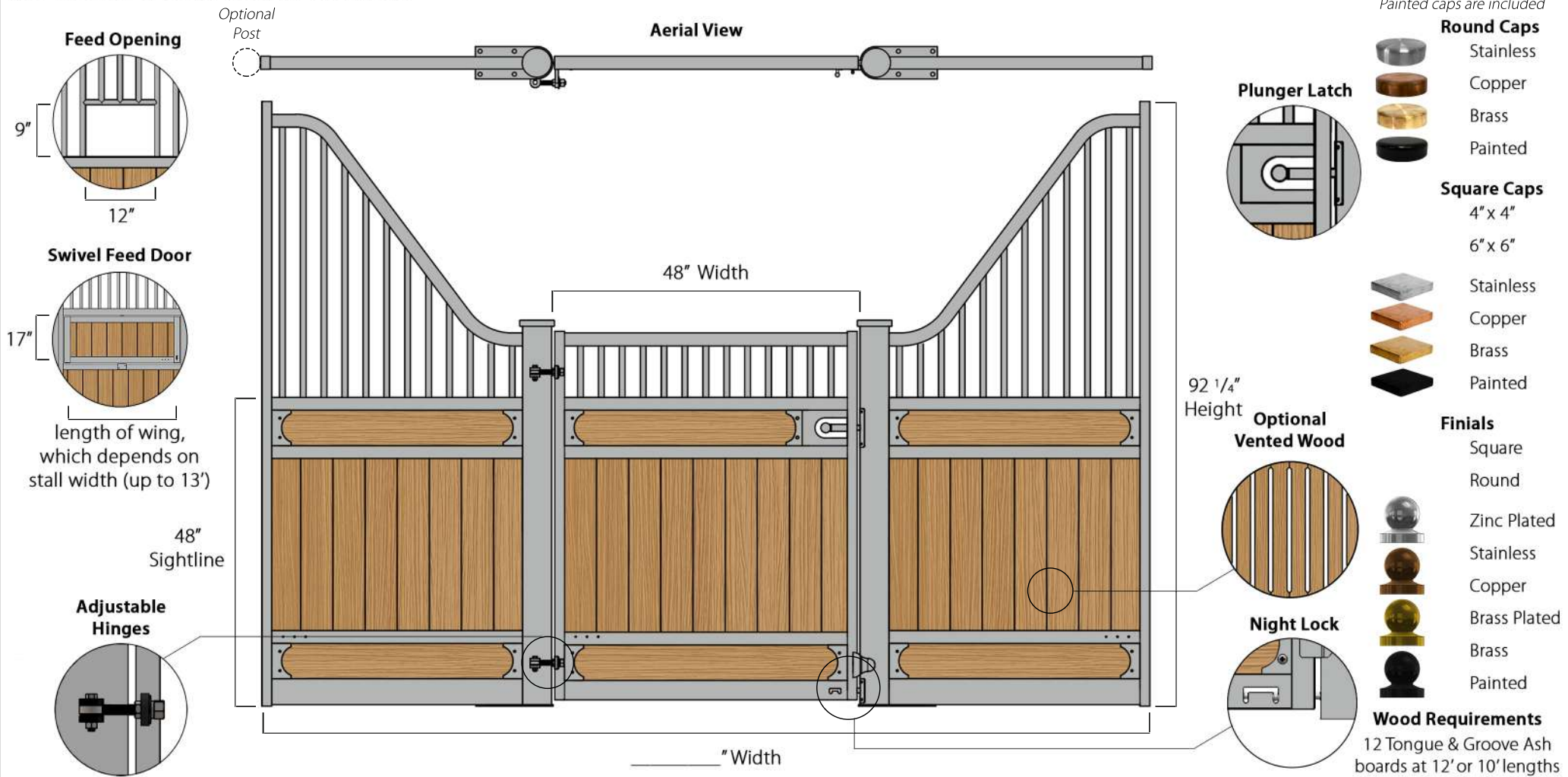


# WELLINGTON STALL SERIES



Stall # _____	Swing (put qty of each here): <input type="checkbox"/> Left (Pictured) <input type="checkbox"/> Right	Finish: Galvanized Black Powder Coated Paint	Custom Powder Coated Paint Colour: _____	Latch: Plunger Latch (Included)	
Flanges: Top/Bottom (Included) None	Top Bottom	Feed Option: Left Feed Opening Right Feed Opening	Left Swivel Feed Door Right Swivel Feed Door	None	Partition Post (4.5" round steel is standard): Wood Steel
Stall Mat Thickness: 1/2" StableComfort 3/4"	1 1/8" Other: _____"	Notes: _____			



**PROPRIETARY AND CONFIDENTIAL**  
 THIS DIAGRAM IS SENT AS A COURTESY TO OUR CLIENTS AND IS A COPYRIGHTED AND PROPRIETARY DESIGN OWNED BY SYSTEM FENCING LIMITED. PHOTOCOPIING OR REPRODUCTION OF ANY KIND WITHOUT THE WRITTEN CONSENT OF SYSTEM FENCING LIMITED IS PROHIBITED.  
 BY SIGNING, THE BUYER, REPRESENTATIVE OF THE BUYER, OR CONTRACTOR TAKES FULL RESPONSIBILITY FOR THE DIMENSIONS ON THIS FORM. ANY CHANGES PRIOR TO FABRICATION MUST BE MADE IN WRITING. ANY CHANGES MADE AFTER FABRICATION HAS BEGUN WILL BE BILLED BACK AT THE LIST PRICE OF ANY ITEMS THAT WERE FABRICATED AT THE TIME OF THE CHANGE

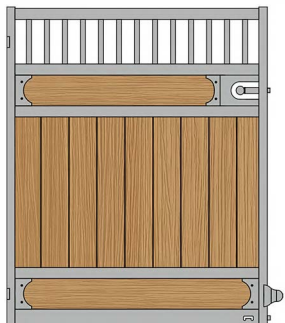
WELLINGTON STALL SERIES  
 CUSTOMER SIGNATURE: \_\_\_\_\_  
 X \_\_\_\_\_  
 SYSTEMEQUINE.COM • 1 (800) 461-3362

CUSTOMER: \_\_\_\_\_  
 SALES: \_\_\_\_\_  
 DATE: \_\_\_\_\_  
 REVISED 02/22

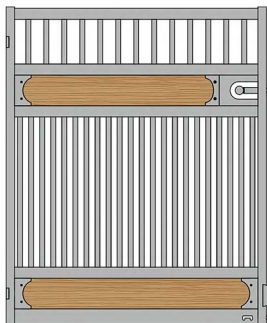
# WELLINGTON STALL SERIES DOOR & FLANGE OPTIONS

## Choose your door:

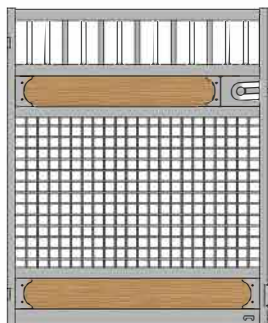
Grill Top  
(Included)




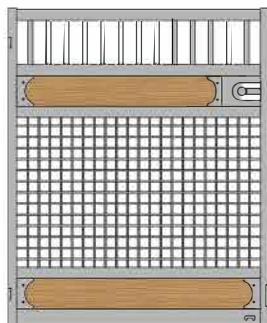
Full Grill



Woven Mesh Bottom

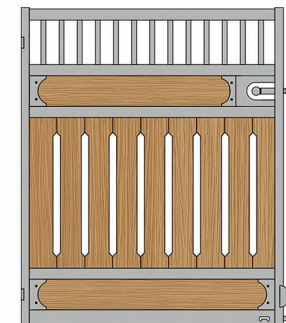


Welded Mesh Bottom



## Other door options:

Vented Wood



## Flange options:

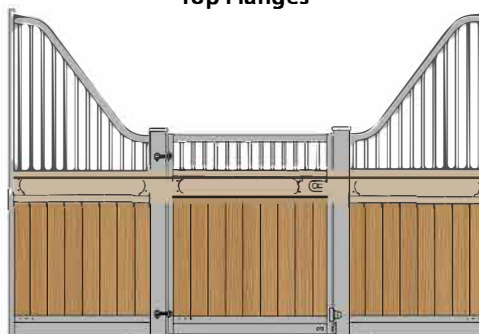
Top & Bottom Flanges



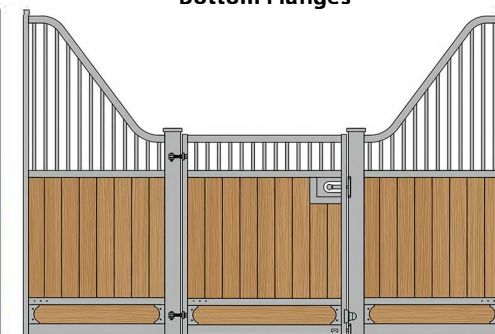
No Flanges



Top Flanges



Bottom Flanges



## Notes:



**PROPRIETARY AND CONFIDENTIAL**  
 THIS DIAGRAM IS SENT AS A COURTESY TO OUR CLIENTS AND IS A COPYRIGHTED AND PROPRIETARY DESIGN OWNED BY SYSTEM FENCING LIMITED. PHOTOCOPYING OR REPRODUCTION OF ANY KIND WITHOUT THE WRITTEN CONSENT OF SYSTEM FENCING LIMITED IS PROHIBITED.  
 BY SIGNING, THE BUYER, REPRESENTATIVE OF THE BUYER, OR CONTRACTOR TAKES FULL RESPONSIBILITY FOR THE DIMENSIONS ON THIS FORM. ANY CHANGES PRIOR TO FABRICATION MUST BE MADE IN WRITING. ANY CHANGES MADE AFTER FABRICATION HAS BEGUN WILL BE BILLED BACK AT THE LIST PRICE OF ANY ITEMS THAT WERE FABRICATED AT THE TIME OF THE CHANGE.

WELLINGTON STALL SERIES DOOR & FLANGE  
 OPTIONS

CUSTOMER SIGNATURE:

X \_\_\_\_\_

SYSTEMEQUINE.COM • 1 (800) 461-3362

CUSTOMER: \_\_\_\_\_

SALES: \_\_\_\_\_

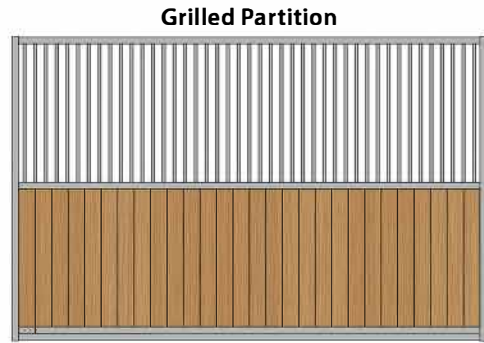
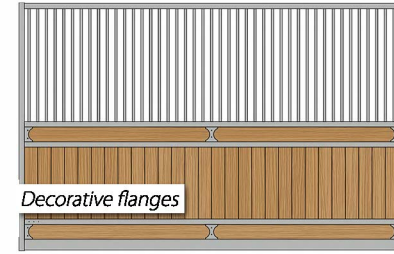
DATE: \_\_\_\_\_

REVISED 12/21

# DESIGNER STALL COLLECTION HEAVY-DUTY PARTITIONS

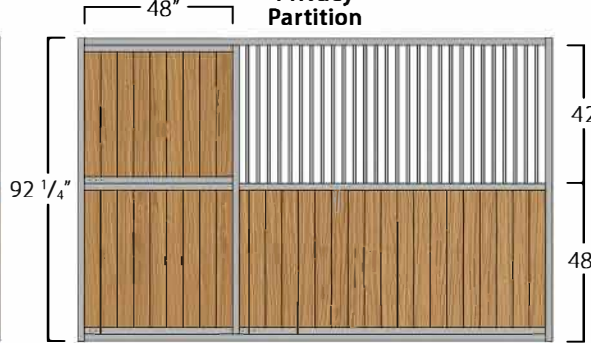
Choosing partitions often depends on a few factors, such as the desired level of socialization between stalls, ventilation requirements, whether you require the option to change the size of your stalls as needed, and of course, personal preferences.

**Grilled partitions** are a great way to provide stalled horses with socialization and entertainment. They are an easy way to increase ventilation, thereby reducing the risk of respiratory issues in stalled horses. **Privacy partitions** provide all the benefits of grilled partitions, but also gives horses the option of socialization or privacy, which can be especially important during mealtimes. **Solid partitions** are often used in aisleways, in stalls housing stallions, and in quarantine barns. They are best used in well-ventilated facilities. You can also opt for a solid partition to directly eliminate defensive behaviour between stalled horses. Feel free to contact us by phone or email to speak with one of our experienced sales reps about your partition options. They will ask you questions about your horses and barn, then direct you to the best options for your operation.



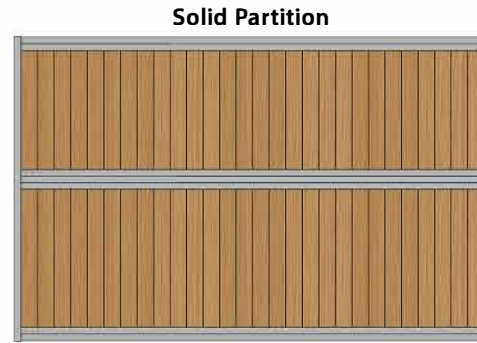
**Includes:** 92 1/4" high stall panel with a 42" high grilled social area on top. Standard length of 120" and 144" or custom sizes available.

**Wood requirements (not included):** 12x or 14x Tongue & Groove Ash boards for 10' or 12' partition




**Includes:** 92 1/4" high stall panel with a 42" high grilled social area on top with a solid 48" private area. Standard length of 120" and 144" or custom sizes available.

**Wood requirements (not included):** 12x or 14x Tongue & Groove Ash boards for 10' or 12' partition



**Includes:** 92 1/4" high stall panel solid to the top. Great for use in stallion areas or boarding barns. Standard length of 120" and 144" or custom sizes available.

**Wood requirements (not included):** 12x or 14x 10' Tongue & Groove Ash boards for 10' or 12' partition or 6x or 7x 12' Tongue & Groove Ash boards for 10' or 12' partition



**Includes:** 2x 94.5" u-channels, 2x 94.5" wall braces. Screws included.

**Wood requirements (not included):** 19x 2x6 boards (inside channel measurement is 1.5") x length of partition

Grilled Partition	Finish:	Galvanized	Custom Powder Coated	Length: _____	Length: _____	Flanges:	Top/Bottom	Top
		Black Powder Coated Paint	Paint Colour: _____	Qty: _____	Qty: _____		None	Bottom
Privacy Partition	Finish:	Galvanized	Custom Powder Coated	Length: _____	Length: _____	Flanges:	Top/Bottom	Top
		Black Powder Coated Paint	Paint Colour: _____	Qty: _____	Qty: _____		None	Bottom
Solid Partition	Finish:	Galvanized	Custom Powder Coated	Length: _____	Length: _____	Flanges:	Top/Bottom	Top
		Black Powder Coated Paint	Paint Colour: _____	Qty: _____	Qty: _____		None	Bottom
Solid Channelled Partition	Finish:	Galvanized	Custom Powder Coated	Quantity: _____	# of Optional 8' Wall Caps: _____			
		Black Powder Coated Paint	Paint Colour: _____					

Notes:



**PROPRIETARY AND CONFIDENTIAL**  
 THIS DIAGRAM IS SENT AS A COURTESY TO OUR CLIENTS AND IS A COPYRIGHTED AND PROPRIETARY DESIGN OWNED BY SYSTEM FENCING LIMITED. PHOTOCOPIING OR REPRODUCTION OF ANY KIND WITHOUT THE WRITTEN CONSENT OF SYSTEM FENCING LIMITED IS PROHIBITED.  
 BY SIGNING, THE BUYER, REPRESENTATIVE OF THE BUYER, OR CONTRACTOR TAKES FULL RESPONSIBILITY FOR THE DIMENSIONS ON THIS FORM. ANY CHANGES PRIOR TO FABRICATION MUST BE MADE IN WRITING. ANY CHANGES MADE AFTER FABRICATION HAS BEGUN WILL BE BILLED BACK AT THE LIST PRICE OF ANY ITEMS THAT WERE FABRICATED AT THE TIME OF THE CHANGE.

DESIGNER STALL COLLECTION HEAVY-DUTY PARTITIONS

CUSTOMER SIGNATURE:

X \_\_\_\_\_

SYSTEMEQUINE.COM • 1 (800) 461-3362

CUSTOMER: \_\_\_\_\_

SALES: \_\_\_\_\_

DATE: \_\_\_\_\_

REVISED 12/20