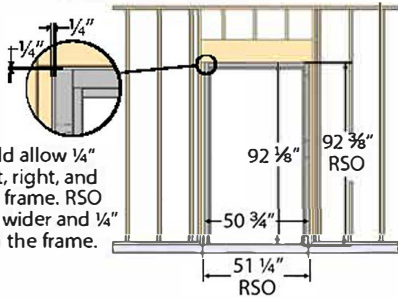



SINGLE DUTCH DOOR

Rough Size Opening



RSO should allow 1/4" on the left, right, and top of the frame. RSO will be 1/2" wider and 1/4" taller than the frame.

Swing Direction & Hinge Side



Swing in / hinge left

Qty: _____

Swing in / hinge right

Qty: _____

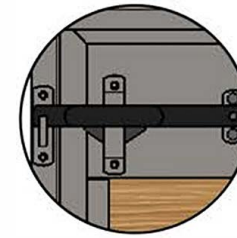
Swing out / hinge left

Qty: _____

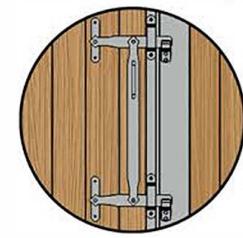
Swing out / hinge right

Qty: _____

Iron Grip



Paddock Walkthrough

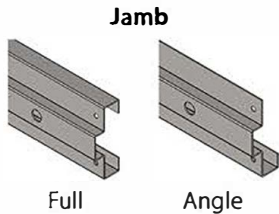


Not compatible with swing-in doors

Optional Muntins



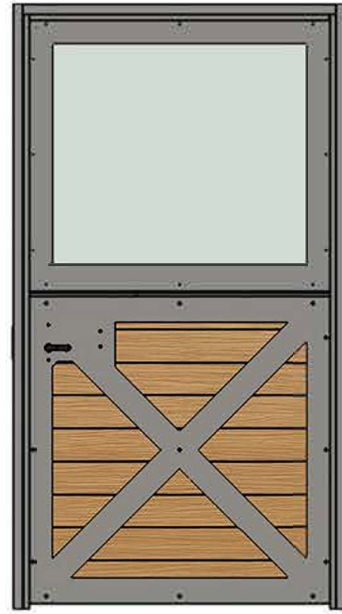
Choose # of lights below (example left has 9 lights)



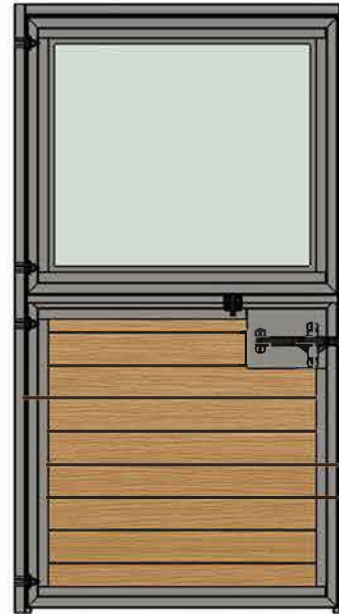
Jamb

Full

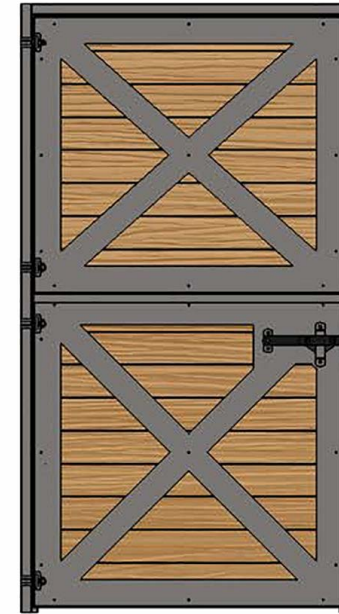
Angle



Outside with Windows



Inside with Windows



Outside Solid



Inside Solid

RSO:	51 1/4" W x 92 3/8" H	Finish:	Galvanized	Custom Powder Coated Paint	Jamb:	Full	Weatherstripping:	1" Door Sweep
	Custom: _____ W x _____ H		Black Powder Coated Paint			Colour: _____		Angle
Fill:	T & G Ash	Steel Cladding (25 colours): _____	Glass:	3/8" Shatter Resistant Tempered	Window Grill:	Inside (Opening)	Latch:	Iron Grip
	None / DIY			White FRP Inserts (customer can paint any colour)		1" Thermo Shatter Resistant Tempered		(For doors w/ windows)
	# of Lights: _____	Colour of Muntins: _____	Black	White				
	(For windows w/muntins)	(For windows w/muntins)	Brown					

Door Depth: Even with exterior wall Example | Deeper than exterior wall by _____' Example | Notes:



PROPRIETARY AND CONFIDENTIAL
 THIS DIAGRAM IS SENT AS A COURTESY TO OUR CLIENTS AND IS A COPYRIGHTED AND PROPRIETARY DESIGN OWNED BY SYSTEM FENCING LIMITED. PHOTOCOPYING OR REPRODUCTION OF ANY KIND WITHOUT THE WRITTEN CONSENT OF SYSTEM FENCING LIMITED IS PROHIBITED.
 BY SIGNING, THE BUYER, REPRESENTATIVE OF THE BUYER, OR CONTRACTOR TAKES FULL RESPONSIBILITY FOR THE DIMENSIONS ON THIS FORM. ANY CHANGES PRIOR TO FABRICATION MUST BE MADE IN WRITING. ANY CHANGES MADE AFTER FABRICATION HAS BEGUN WILL BE BILLED BACK AT THE LIST PRICE OF ANY ITEMS THAT WERE FABRICATED AT THE TIME OF THE CHANGE

SINGLE DUTCH DOOR

CUSTOMER: _____

SALES: _____

CUSTOMER SIGNATURE:

X _____ DATE: _____

SYSTEMEQUINE.COM • 1 (800) 461-3362

REVISED 08/23