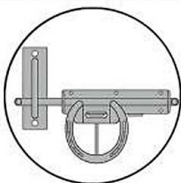
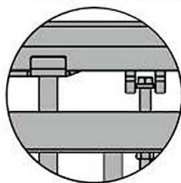


NOBLEMAN STALL SERIES

Springloaded Bar

Pin Latch

Lockable Horseshoe Latch

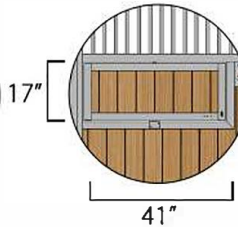
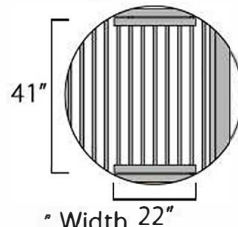
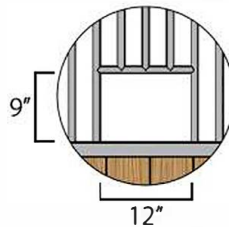


Feed Opening

Swing-out Feed Door

Swivel Feed Door

None



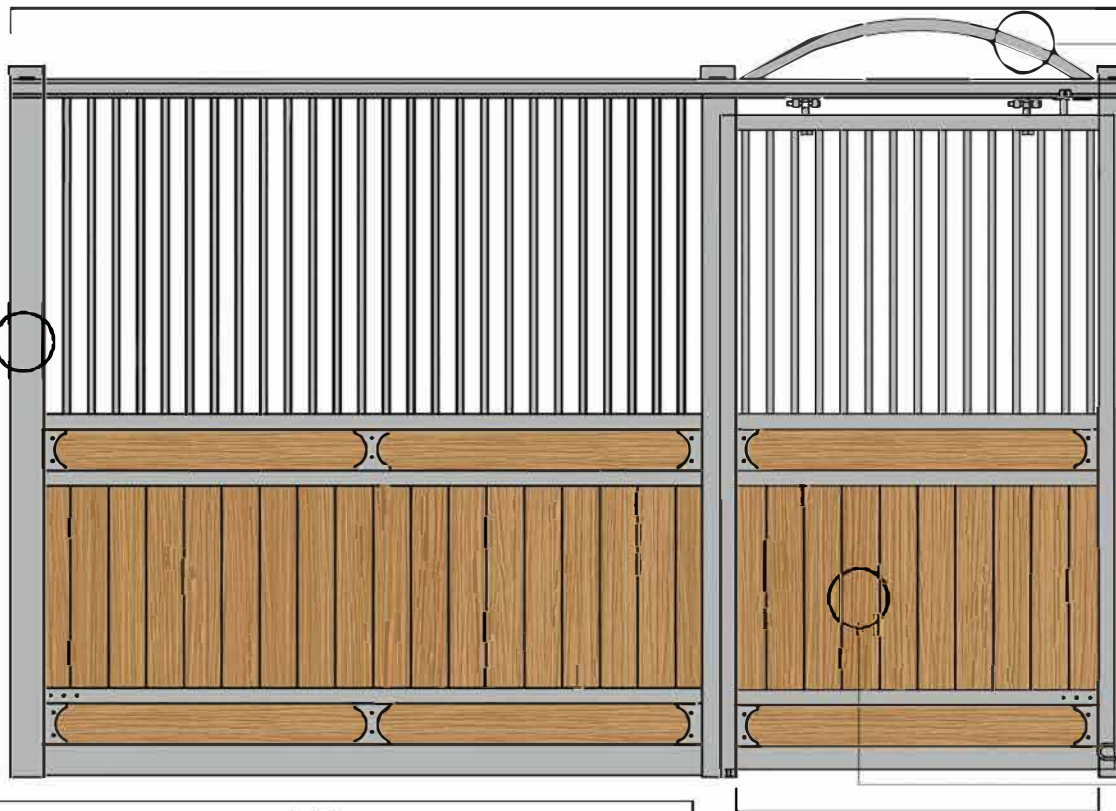
Center Door



This post is not included. You will need to add a post at the end of a row.

48" Sightline

Notes:



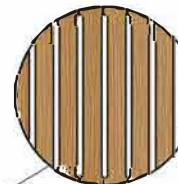
Optional Door Arch

94" Height

48" Width

- Caps & Finials**
Painted caps are included
- Round Caps**
- Stainless
 - Copper
 - Brass
 - Painted
- Square Caps**
- 4" x 4"
 - 6" x 6"
 - Stainless
 - Copper
 - Brass
 - Painted
- Finials**
- Square
 - Round
 - Zinc Plated
 - Stainless
 - Copper
 - Brass Plated
 - Brass
 - Painted

Optional Vented Wood



Wood Requirements
12 Tongue & Groove Ash boards at 12' or 10' lengths

Partition Post:	Wood	Connector	Stall Mat Thickness:	1/2"	1 1/8"	Other: _____"
	Steel			3/4"	StableComfort	

Stall # _____	Door _____	Regular Slide to Left (pictured)	Center Slide to Left
	(put qty of each here):	Regular Slide to Right	Center Slide to Right

Finish:	Galvanized	Custom Powder Coated
	Black Powder Coated Paint	Paint Colour: _____

Latch:	Springloaded Bar (included)	Pin Latch	Flanges:	Top/Bottom (included)	Top	Feed Option:	Feed Opening	Swing-out Feed Door	Door Arch:
	Lockable Horseshoe Latch			None	Bottom		None	Swivel Feed Door	



PROPRIETARY AND CONFIDENTIAL
THIS DIAGRAM IS SENT AS A COURTESY TO OUR CLIENTS AND IS A COPYRIGHTED AND PROPRIETARY DESIGN OWNED BY SYSTEM FENCING LIMITED. PHOTOCOPYING OR REPRODUCTION OF ANY KIND WITHOUT THE WRITTEN CONSENT OF SYSTEM FENCING LIMITED IS PROHIBITED.
BY SIGNING, THE BUYER, REPRESENTATIVE OF THE BUYER, OR CONTRACTOR TAKES FULL RESPONSIBILITY FOR THE DIMENSIONS ON THIS FORM. ANY CHANGES PRIOR TO FABRICATION MUST BE MADE IN WRITING. ANY CHANGES MADE AFTER FABRICATION HAS BEGUN WILL BE BILLED BACK AT THE LIST PRICE OF ANY ITEMS THAT WERE FABRICATED AT THE TIME OF THE CHANGE

NOBLEMAN STALL SERIES
CUSTOMER SIGNATURE: _____

CUSTOMER: _____
SALES: _____
DATE: _____

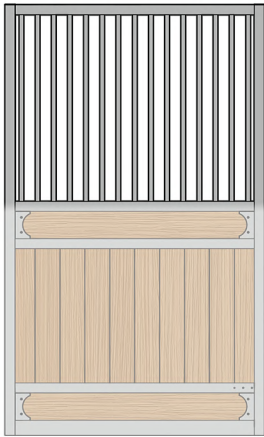
X _____
SYSTEMEQUINE.COM • 1 (800) 461-3362

REVISED 02/22

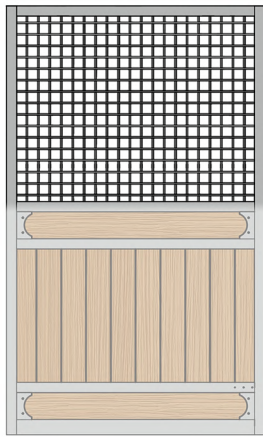
NOBLEMAN STALL SERIES DOOR & FLANGE OPTIONS

Choose the top of your door:

Grill (Included)

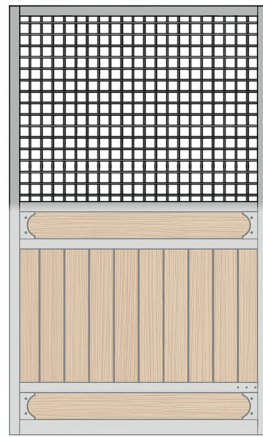


Woven Mesh




Not compatible with springloaded bar latch

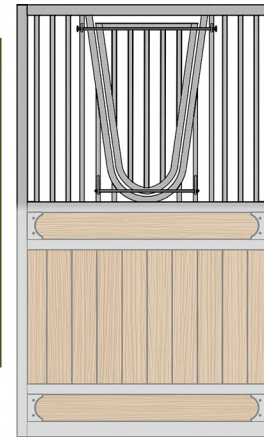
Welded Mesh



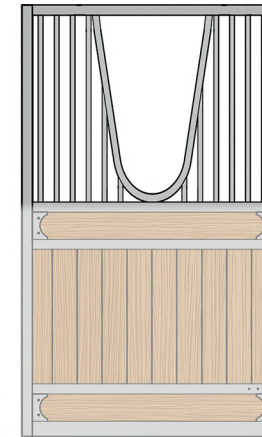
Not compatible with springloaded bar latch



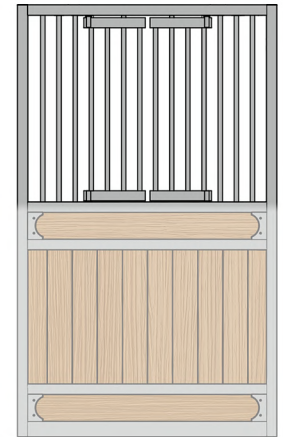
Nobleman V



Nobleman V Opening



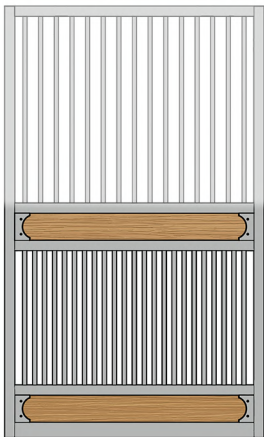
Shutter



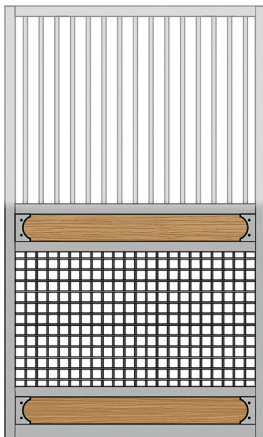
Not compatible with springloaded bar latch

Choose the bottom of your door:

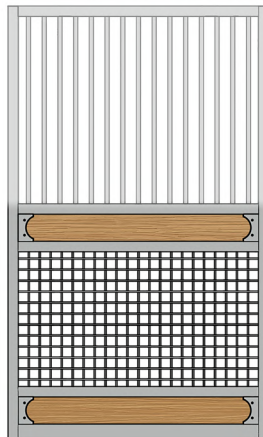
Grill



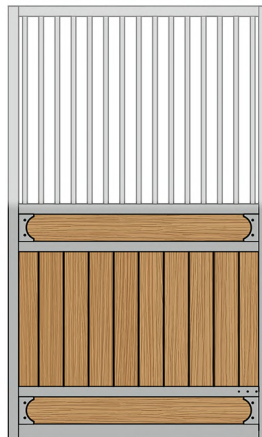
Woven Mesh




Welded Mesh



Solid (Included)



Optional Vented Wood

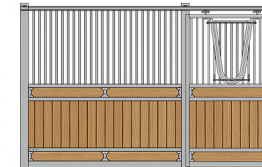


86 1/2"

52"

Other options: Flange options:

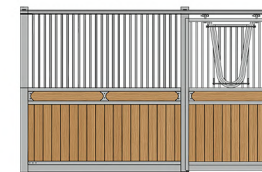
Top & Bottom Flanges



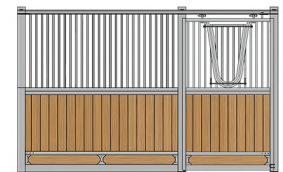
No Flanges



Top Flanges



Bottom Flanges



Notes:



PROPRIETARY AND CONFIDENTIAL
 THIS DIAGRAM IS SENT AS A COURTESY TO OUR CLIENTS AND IS A COPYRIGHTED AND PROPRIETARY DESIGN OWNED BY SYSTEM FENCING LIMITED. PHOTOCOPIING OR REPRODUCTION OF ANY KIND WITHOUT THE WRITTEN CONSENT OF SYSTEM FENCING LIMITED IS PROHIBITED.
 BY SIGNING, THE BUYER, REPRESENTATIVE OF THE BUYER, OR CONTRACTOR TAKES FULL RESPONSIBILITY FOR THE DIMENSIONS ON THIS FORM. ANY CHANGES PRIOR TO FABRICATION MUST BE MADE IN WRITING. ANY CHANGES MADE AFTER FABRICATION HAS BEGUN WILL BE BILLED BACK AT THE LIST PRICE OF ANY ITEMS THAT WERE FABRICATED AT THE TIME OF THE CHANGE.

NOBLEMAN STALL SERIES DOOR & FLANGE OPTIONS

CUSTOMER: _____

SALES: _____

CUSTOMER SIGNATURE:

X _____ DATE: _____

SYSTEMEQUINE.COM • 1 (800) 461-3362

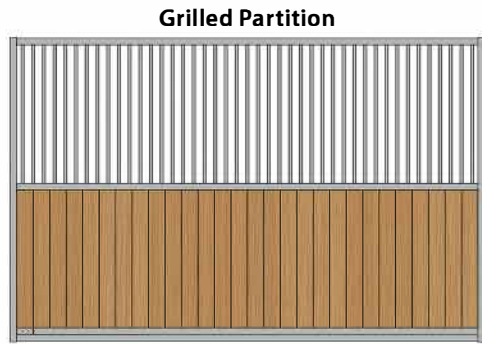
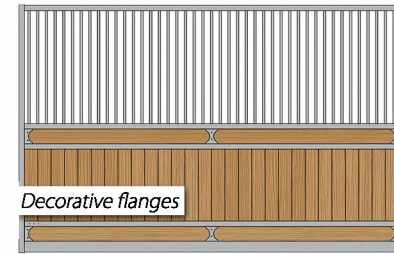
REVISED 12/21

DESIGNER STALL COLLECTION HEAVY-DUTY PARTITIONS

Choosing partitions often depends on a few factors, such as the desired level of socialization between stalls, ventilation requirements, whether you require the option to change the size of your stalls as needed, and of course, personal preferences.

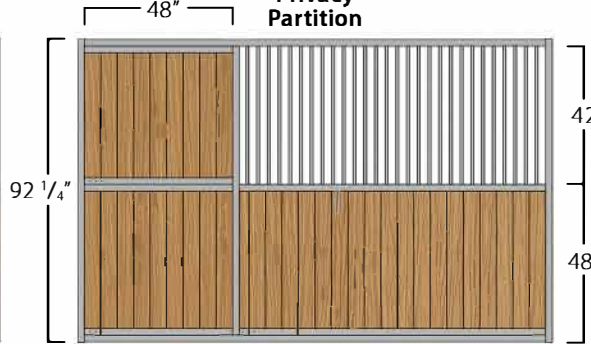
Grilled partitions are a great way to provide stalled horses with socialization and entertainment. They are an easy way to increase ventilation, thereby reducing the risk of respiratory issues in stalled horses. **Privacy partitions** provide all the benefits of grilled partitions, but also gives horses the option of socialization or privacy, which can be especially important during mealtimes. **Solid partitions** are often used in aisleways, in stalls housing stallions, and in quarantine barns.

They are best used in well-ventilated facilities. You can also opt for a solid partition to directly eliminate defensive behaviour between stalled horses. Feel free to contact us by phone or email to speak with one of our experienced sales reps about your partition options. They will ask you questions about your horses and barn, then direct you to the best options for your operation.



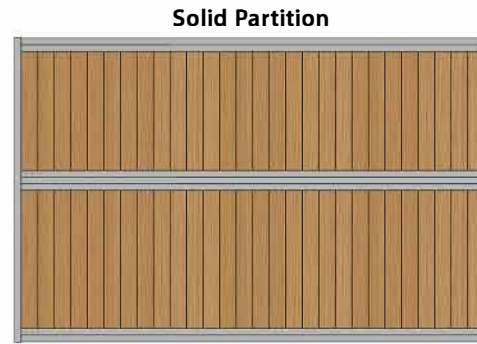
Includes: 92 1/4" high stall panel with a 42" high grilled social area on top. Standard length of 120" and 144" or custom sizes available.

Wood requirements (not included): 12x or 14x Tongue & Groove Ash boards for 10' or 12' partition



Includes: 92 1/4" high stall panel with a 42" high grilled social area on top with a solid 48" private area. Standard length of 120" and 144" or custom sizes available.

Wood requirements (not included): 12x or 14x Tongue & Groove Ash boards for 10' or 12' partition



Includes: 92 1/4" high stall panel solid to the top. Great for use in stallion areas or boarding barns. Standard length of 120" and 144" or custom sizes available.

Wood requirements (not included): 12x or 14x 10' Tongue & Groove Ash boards for 10' or 12' partition or 6x or 7x 12' Tongue & Groove Ash boards for 10' or 12' partition



Includes: 2x 94.5" u-channels, 2x 94.5" wall braces. Screws included.

Wood requirements (not included): 19x 2x6 boards (inside channel measurement is 1.5") x length of partition

Grilled Partition	Finish:	Galvanized	Custom Powder Coated	Length: _____	Length: _____	Flanges:	Top/Bottom	Top
		Black Powder Coated Paint	Paint Colour: _____	Qty: _____	Qty: _____		None	Bottom
Privacy Partition	Finish:	Galvanized	Custom Powder Coated	Length: _____	Length: _____	Flanges:	Top/Bottom	Top
		Black Powder Coated Paint	Paint Colour: _____	Qty: _____	Qty: _____		None	Bottom
Solid Partition	Finish:	Galvanized	Custom Powder Coated	Length: _____	Length: _____	Flanges:	Top/Bottom	Top
		Black Powder Coated Paint	Paint Colour: _____	Qty: _____	Qty: _____		None	Bottom
Solid Channelled Partition	Finish:	Galvanized	Custom Powder Coated	Quantity: _____	# of Optional 8' Wall Caps: _____			
		Black Powder Coated Paint	Paint Colour: _____					

Notes:



PROPRIETARY AND CONFIDENTIAL
 THIS DIAGRAM IS SENT AS A COURTESY TO OUR CLIENTS AND IS A COPYRIGHTED AND PROPRIETARY DESIGN OWNED BY SYSTEM FENCING LIMITED. PHOTOCOPIING OR REPRODUCTION OF ANY KIND WITHOUT THE WRITTEN CONSENT OF SYSTEM FENCING LIMITED IS PROHIBITED.
 BY SIGNING, THE BUYER, REPRESENTATIVE OF THE BUYER, OR CONTRACTOR TAKES FULL RESPONSIBILITY FOR THE DIMENSIONS ON THIS FORM. ANY CHANGES PRIOR TO FABRICATION MUST BE MADE IN WRITING. ANY CHANGES MADE AFTER FABRICATION HAS BEGUN WILL BE BILLED BACK AT THE LIST PRICE OF ANY ITEMS THAT WERE FABRICATED AT THE TIME OF THE CHANGE.

DESIGNER STALL COLLECTION HEAVY-DUTY PARTITIONS
 CUSTOMER SIGNATURE: _____
 X _____
 SYSTEMEQUINE.COM • 1 (800) 461-3362

CUSTOMER: _____
 SALES: _____
 DATE: _____
 REVISED 12/20