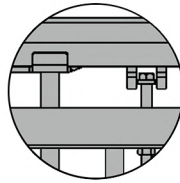



NOBLEMAN STALL SERIES CENTER DOOR

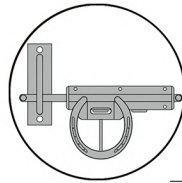
Springloaded Bar



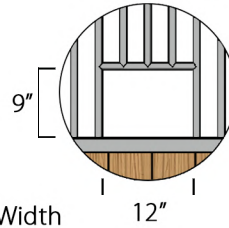
Pin Latch



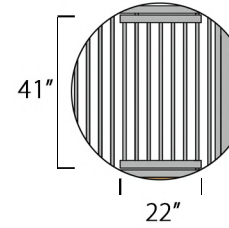
Lockable Horseshoe Latch



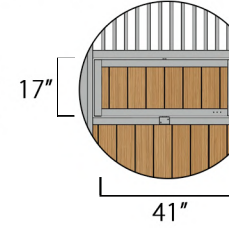
Feed Opening



Swing-out Feed Door



Swivel Feed Door



None

Optional Door Arch

This post is not included. You will need to add a post at the end of a row.

48" Sightline

48" Width

94" Height

Caps & Finials

Painted caps are included



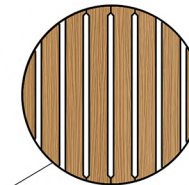
Style:

- Round Caps
- Square Caps
- Round Finials
- Square Finials

Finish:

- Brass
- Copper
- Stainless
- Painted
- Solid Brass
- Solid Stainless
- Plated Brass
- Plated Zinc/Chrome

Optional Vented Wood



Wood Requirements

12 Tongue & Groove Ash boards at 12' or 10' lengths

Notes:

Stall # _____	Slide Direction _____ Left (put qty of each here): _____ Right	Finish: Galvanized Black Powder Coated Paint	Custom Powder Coated Paint Colour: _____	Partition Post: Wood Steel	Connector
Latch: Springloaded Bar (Included) Lockable Horseshoe Latch	Pin Latch	Flanges: Top/Bottom (Included) None	Top Bottom	Feed Option: Feed Opening None	Swing-out Feed Door Swivel Feed Door



PROPRIETARY AND CONFIDENTIAL
THIS DIAGRAM IS SENT AS A COURTESY TO OUR CLIENTS AND IS A COPYRIGHTED AND PROPRIETARY DESIGN OWNED BY SYSTEM FENCING LIMITED. PHOTOCOPYING OR REPRODUCTION OF ANY KIND WITHOUT THE WRITTEN CONSENT OF SYSTEM FENCING LIMITED IS PROHIBITED.
BY SIGNING, THE BUYER, REPRESENTATIVE OF THE BUYER, OR CONTRACTOR TAKES FULL RESPONSIBILITY FOR THE DIMENSIONS ON THIS FORM. ANY CHANGES PRIOR TO FABRICATION MUST BE MADE IN WRITING. ANY CHANGES MADE AFTER FABRICATION HAS BEGUN WILL BE BILLED BACK AT THE LIST PRICE OF ANY ITEMS THAT WERE FABRICATED AT THE TIME OF THE CHANGE

NOBLEMAN STALL SERIES CENTER DOOR

CUSTOMER: _____

SALES: _____

CUSTOMER SIGNATURE: _____

X _____ DATE: _____

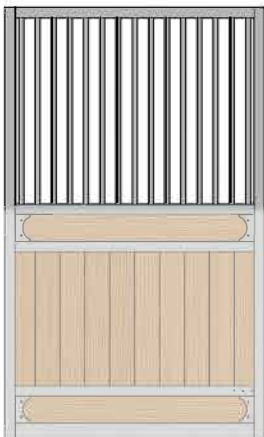
SYSTEMEQUINE.COM • 1 (800) 461-3362

REVISED 04/21

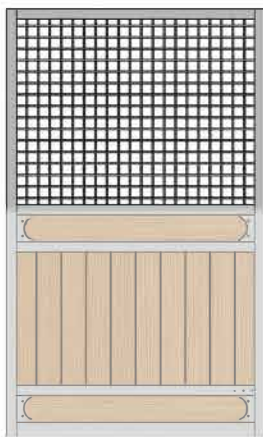
NOBLEMAN STALL SERIES DOOR & FLANGE OPTIONS

Choose the top of your door:

Grill (Included)

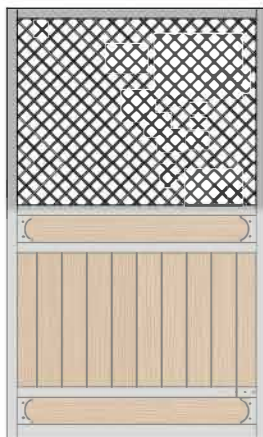


Mesh




Not compatible with springloaded bar latch

Crosshatched Mesh



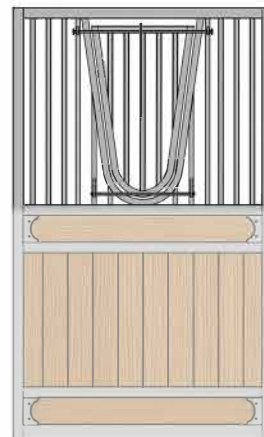
Not compatible with springloaded bar latch

Solid

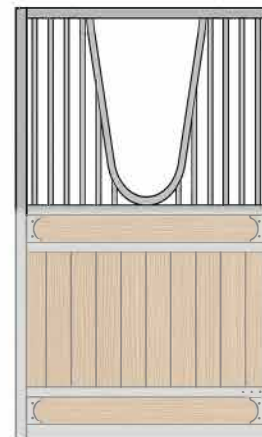


Not compatible with springloaded bar latch

Nobleman V



Nobleman V Opening



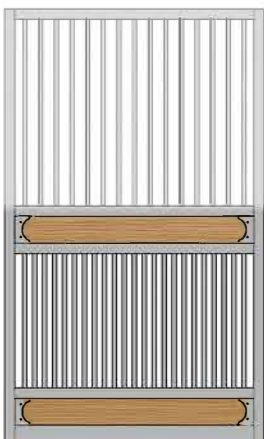
Shutter



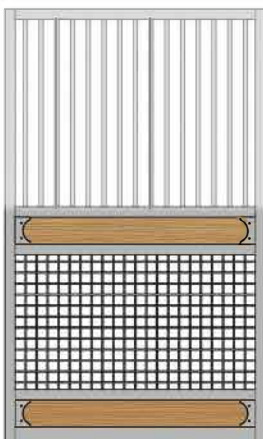
Not compatible with springloaded bar latch

Choose the bottom of your door:


Grill



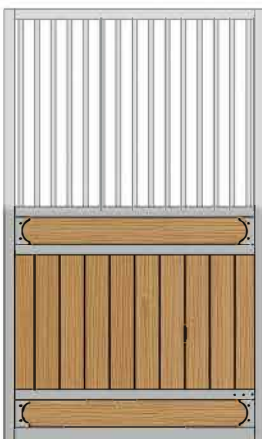
Mesh



Crosshatched Mesh

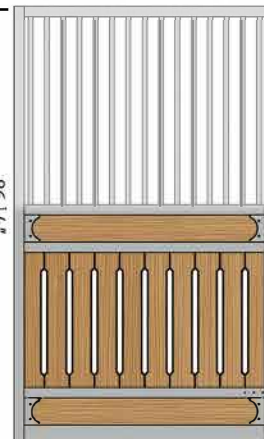


Solid (Included)



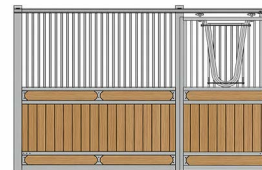
Other options:

Optional Vented Wood



Flange options:

Top & Bottom Flanges



No Flanges



Top Flanges



Bottom Flanges



98 1/2"

52"

Notes:



PROPRIETARY AND CONFIDENTIAL
 THIS DIAGRAM IS SENT AS A COURTESY TO OUR CLIENTS AND IS A COPYRIGHTED AND PROPRIETARY DESIGN OWNED BY SYSTEM FENCING LIMITED. PHOTOCOPIING OR REPRODUCTION OF ANY KIND WITHOUT THE WRITTEN CONSENT OF SYSTEM FENCING LIMITED IS PROHIBITED.
 BY SIGNING, THE BUYER, REPRESENTATIVE OF THE BUYER, OR CONTRACTOR TAKES FULL RESPONSIBILITY FOR THE DIMENSIONS ON THIS FORM. ANY CHANGES PRIOR TO FABRICATION MUST BE MADE IN WRITING. ANY CHANGES MADE AFTER FABRICATION HAS BEGUN WILL BE BILLED BACK AT THE LIST PRICE OF ANY ITEMS THAT WERE FABRICATED AT THE TIME OF THE CHANGE.

NOBLEMAN STALL SERIES DOOR & FLANGE OPTIONS

CUSTOMER: _____

SALES: _____

CUSTOMER SIGNATURE:

X _____ DATE: _____

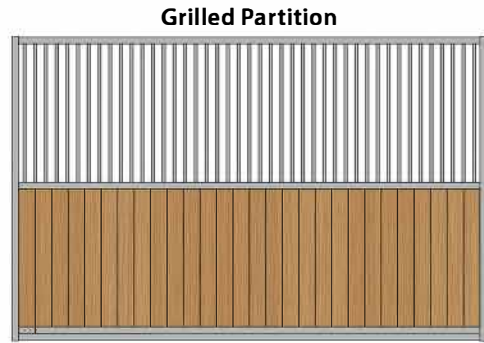
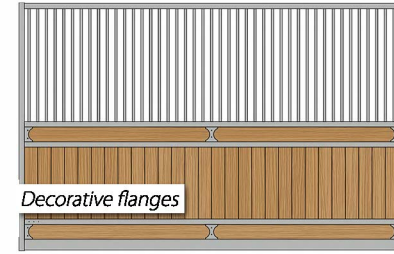
SYSTEMEQUINE.COM • 1 (800) 461-3362

REVISED 02/21

DESIGNER STALL COLLECTION HEAVY-DUTY PARTITIONS

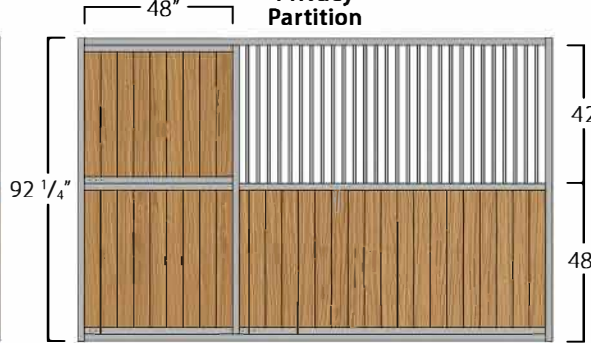
Choosing partitions often depends on a few factors, such as the desired level of socialization between stalls, ventilation requirements, whether you require the option to change the size of your stalls as needed, and of course, personal preferences.

Grilled partitions are a great way to provide stalled horses with socialization and entertainment. They are an easy way to increase ventilation, thereby reducing the risk of respiratory issues in stalled horses. **Privacy partitions** provide all the benefits of grilled partitions, but also gives horses the option of socialization or privacy, which can be especially important during mealtimes. **Solid partitions** are often used in aisleways, in stalls housing stallions, and in quarantine barns. They are best used in well-ventilated facilities. You can also opt for a solid partition to directly eliminate defensive behaviour between stalled horses. Feel free to contact us by phone or email to speak with one of our experienced sales reps about your partition options. They will ask you questions about your horses and barn, then direct you to the best options for your operation.



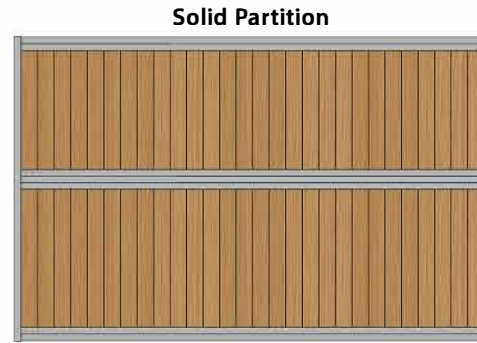
Includes: 92 1/4" high stall panel with a 42" high grilled social area on top. Standard length of 120" and 144" or custom sizes available.

Wood requirements (not included): 12x or 14x Tongue & Groove Ash boards for 10' or 12' partition




Includes: 92 1/4" high stall panel with a 42" high grilled social area on top with a solid 48" private area. Standard length of 120" and 144" or custom sizes available.

Wood requirements (not included): 12x or 14x Tongue & Groove Ash boards for 10' or 12' partition



Includes: 92 1/4" high stall panel solid to the top. Great for use in stallion areas or boarding barns. Standard length of 120" and 144" or custom sizes available.

Wood requirements (not included): 12x or 14x 10' Tongue & Groove Ash boards for 10' or 12' partition or 6x or 7x 12' Tongue & Groove Ash boards for 10' or 12' partition



Includes: 2x 94.5" u-channels, 2x 94.5" wall braces. Screws included.

Wood requirements (not included): 19x 2x6 boards (inside channel measurement is 1.5") x length of partition

Grilled Partition	Finish:	Galvanized	Custom Powder Coated	Length: _____	Length: _____	Flanges:	Top/Bottom	Top
		Black Powder Coated Paint	Paint Colour: _____	Qty: _____	Qty: _____		None	Bottom
Privacy Partition	Finish:	Galvanized	Custom Powder Coated	Length: _____	Length: _____	Flanges:	Top/Bottom	Top
		Black Powder Coated Paint	Paint Colour: _____	Qty: _____	Qty: _____		None	Bottom
Solid Partition	Finish:	Galvanized	Custom Powder Coated	Length: _____	Length: _____	Flanges:	Top/Bottom	Top
		Black Powder Coated Paint	Paint Colour: _____	Qty: _____	Qty: _____		None	Bottom
Solid Channelled Partition	Finish:	Galvanized	Custom Powder Coated	Quantity: _____	# of Optional 8' Wall Caps: _____			
		Black Powder Coated Paint	Paint Colour: _____					

Notes:



PROPRIETARY AND CONFIDENTIAL
 THIS DIAGRAM IS SENT AS A COURTESY TO OUR CLIENTS AND IS A COPYRIGHTED AND PROPRIETARY DESIGN OWNED BY SYSTEM FENCING LIMITED. PHOTOCOPIING OR REPRODUCTION OF ANY KIND WITHOUT THE WRITTEN CONSENT OF SYSTEM FENCING LIMITED IS PROHIBITED.
 BY SIGNING, THE BUYER, REPRESENTATIVE OF THE BUYER, OR CONTRACTOR TAKES FULL RESPONSIBILITY FOR THE DIMENSIONS ON THIS FORM. ANY CHANGES PRIOR TO FABRICATION MUST BE MADE IN WRITING. ANY CHANGES MADE AFTER FABRICATION HAS BEGUN WILL BE BILLED BACK AT THE LIST PRICE OF ANY ITEMS THAT WERE FABRICATED AT THE TIME OF THE CHANGE.

DESIGNER STALL COLLECTION HEAVY-DUTY PARTITIONS

CUSTOMER SIGNATURE:

X _____

SYSTEMEQUINE.COM • 1 (800) 461-3362

CUSTOMER: _____

SALES: _____

DATE: _____

REVISED 12/20